

A green chalkboard with two pieces of pink chalk and some faint white chalk drawings. The chalkboard is the background for the text. The text is in a teal color. The chalk is pink and the drawings are white.

# Welcome to Kindergarten!

***2020-2021***



# Tonight's Agenda (items to be discussed)

- Standards
- Curriculum
- District Assessments – RI/DIBELS
- Classroom Assessments
- GKIDS
- Goal Setting
- Reading Resources
- Tech Tips
- Copyright Resources
- Contact Information



# Grade Level Standards

- All lessons adhere to GA Standards of Excellence for all subjects
- Math –
  - [Unit 1](#)
  - [Unit 2](#)
  - [Unit 3](#)
  - [Unit 4](#)
  - [Unit 5](#)
  - [Unit 6](#)
- ELA - <https://www.georgiastandards.org/Georgia-Standards/Frameworks/ELA-Kindergarten-Developmental-Progressions-R-W-SL-L.pdf>

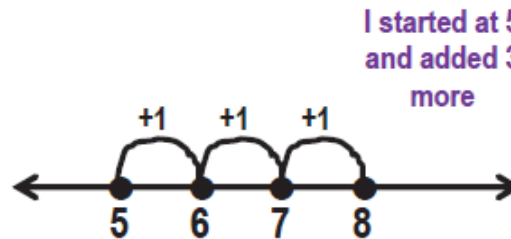
# Curriculum – Reading/ELA

- **Dialogic Reading** – Teacher reads aloud to students and focuses on developing oral language and vocabulary.
- **Word Study** – Decoding and Spelling
- **Nursery Rhyme** – Phonemic Awareness (Rhyming, Syllables, Substituting Sounds), Concepts of Print
- **Interactive Read Aloud** – Teacher reads aloud to students exposing children to rich language, developing comprehension ability, expanding vocabulary, and building knowledge.
- **Writing** - [Kindergarten Rubrics for Narrative, Opinion, and Informational](#)

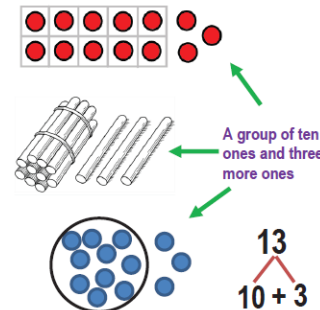


# Curriculum - Math

## ➤ Kindergarten Number Talks Brochure



## ➤ Math Workshop – Recognizing Numbers, Counting, Word problems with addition and subtraction





# iRead

- Meets the students where they are in their instructional literacy level.
- Students log on during DI.



# District Assessments –

- The Reading Inventory is taken on a computer and lasts about 20 minutes. The types of questions a student receives and the results that are reported are based upon the student's grade level and reading level.
- Test Administration –2 times a year (December, May)



- DIBELS is administered one on one with a teacher. The items assist teachers in monitoring students' phonemic (letter sounds) and phonological (letters, blending) skills.
- Test Administration – 3 times a year (August, December, May)

# GKIDS 2.0



- The Georgia Kindergarten Inventory of Developing Skills 2.0 (GKIDS 2.0) is a yearlong, progression-based formative assessment. GKIDS 2.0 is aligned to the Georgia Standards of Excellence (GSE) for kindergarten and is organized around big ideas and learning progressions.

*GKIDS 2.0 will:*

- *Measure your child's knowledge and skills in up to seven areas of learning*
- *Help teachers plan instruction*
- *Help families understand their child's progress over time*

[Parent Flyer with Domains of Learning, Learning Progressions, Performance Levels](#)

GKIDS Parent Website— <https://gkidsparent.gadoe.org/Pages/Home.aspx>  
[video summary](#) included on site



# Goal Setting

- G - Growth
- O - Ownership
- A - Awareness
- L - Learning

“Setting goals is the first step in turning the invisible into the visible.”

-Tony Robbins

*Leverage parent support: If we want students (especially our youngest ones) to set goals that have any personal meaning, those goals need to be transferrable from school to home. In this sense, parents are a key player. Goals that are meaningful for both students and parents are key in fostering long-term growth.*

*-Journal of Research in  
Childhood Education*

# Grade Level Goal

## Kindergarten Goal –

Read CVC words

(consonant, vowel, consonant – i.e. cat, tip, run, dog)

## **WAYS TO ASSIST AT HOME**


- Let your child log onto Education Galaxy at home.
- Practice letter and sound recognition with your student each night.
  - *Find letters in stories you are reading or places you go.*
  - *Use letter magnets, shaving cream, or sticky notes to make it fun!*
- If your student has mastered letter and sound recognition –
  - *Play games with CVC words - Trash Ball (Game in Gym tonight), Swat It!*
  - *Use letter magnets, shaving cream, or sticky notes to write or create the words!*
- Read aloud to your child each night.

# Reading Resources

- RazKids - <https://www.raz-kids.com/>
  - Online practice on literacy standards and skills
  - Teacher login: Contact Teacher
  - Student login: Lunch number



- Education Galaxy – [www.educationgalaxy.com](http://www.educationgalaxy.com)
  - Students can practice Reading Standards in an engaging online setting.
  - Student login – Student ID # + hes (i.e. 123456hes)
  - Student Password – Student ID # (i.e. 123456)



# Tech Tips –Online Learning

## HOW CAN PARENTS HELP WITH ONLINE LEARNING?



### DESIGNATE A LEARNING SPACE

HELP YOUR CHILD FIND A SPACE WHERE THEY CAN BE PRODUCTIVE. SURE IT WOULD BE NICE TO HANG OUT IN THE BEDROOM ALL DAY, BUT THEY NEED TO "GET UP AND GO TO WORK" TOO.



### CREATE A SCHEDULE

KIDS ARE USED TO ROUTINES WHEN IT COMES TO LEARNING. HELP CREATE CONSISTENT ROUTINES AT HOME AS WELL. THINGS MAY THROW OFF THE SCHEDULE NOW AND THEN, BUT DO YOUR BEST TO STICK TO IT.

### LIMIT DISTRACTIONS



PLAN AHEAD. THINK ABOUT WHAT THINGS AT HOME MAY DISTRACT YOUR CHILD AND SET PARAMETERS /GUIDELINES TO HELP LIMIT THOSE DISTRACTIONS. YOU MAY NEED TO MONITOR AND ADJUST AS NEEDED FROM TIME TO TIME.

### CHECK-IN WITH YOUR CHILD



MAKE IT A POINT TO CHECK-IN WITH YOUR CHILD. SEE HOW THEY ARE DOING – ACADEMICALLY AND EMOTIONALLY. THESE ARE UNIQUE TIMES. MAKE SURE THEY KNOW YOU ARE A SOURCE OF SUPPORT.



### COMMUNICATE WITH THEIR TEACHER

WE ARE ALL IN THIS TOGETHER. IF YOU AREN'T SURE ABOUT ASSIGNMENTS OR DUE DATES – ASK. IF YOU HAVE CONCERNS – LET'S TALK. THIS IS NEW TO US AS WELL, BUT WE CARE ABOUT YOUR CHILD TOO.

### DON'T FORGET TO EXERCISE



LEARNING ONLINE MEANS SITTING IN FRONT OF A COMPUTER FOR SEVERAL HOURS A DAY. BUILD SOME BREAKS INTO YOUR SCHEDULE. MAKE TIME FOR THEM TO GET UP AND MOVE. GOOGLE A FEW EXERCISES FOR THEM!



### DON'T BE A "HELICOPTER"

THEY ARE LEARNING MORE THAN MATH AND SCIENCE. THEY ARE ALSO LEARNING TO BE INDEPENDENT AND RESPONSIBLE. CHECK-IN WITH THEM, BUT DON'T HOVER. IF THERE'S A PROBLEM – FOLLOW UP, BUT LET THEM LEARN TO TAKE INITIATIVE ON THINGS.

### TAKE CARE OF YOURSELF

THIS IS A TOUGH TIME FOR ALL OF US, YOU INCLUDED. MAKE A LITTLE TIME FOR YOU EACH DAY. DON'T LET STRESS ZAP YOUR ENERGY AND PATIENCE. WE NEED YOU. YOUR CHILD NEEDS YOU.





# Tech Tips – cont'd



- Canvas Student Login –
  - *Student login - Student ID # @paulding.k12.ga.us*
    - (i.e. 12345@paulding.k12.ga.us)
  - *Student Password – first initial + middle initial + last initial and 4 digit birthday (month and day)*
    - (i.e. abc0102)
- Canvas Parent Help Guides -  
<https://community.canvaslms.com/t5/Observer-Guide/tkb-p/observer>
- Information for Digital Learning Days – short term and/or long term (pivot) - <https://www.paulding.k12.ga.us/Page/42513>



# What is Copyright?

Did you know that whenever you write a poem or story or even a paper for your class, or a drawing or other artwork, you automatically own the copyright to it. Copyright is a form of protection given to the authors or creators of "original works of authorship," including literary, dramatic, musical, artistic and other intellectual works. What that means is that, as the author of the work, you alone have the right to do any of the following or to let others do any of the following:

- make copies of your work;
- distribute copies of your work;
- perform your work publicly (such as for plays, film, dances or music);
- display your work publicly (such as for artwork, or stills from audiovisual works, or any material used on the Internet or television); and
- make "[derivative works](#)" (including making modifications, adaptations or other new uses of a work, or translating the work to another media).

In general, it is illegal for anyone to do any of the things listed above with a work created by you without your [permission](#), but there are some exceptions and limitations to your rights as a [copyright holder](#). One major limitation is the doctrine of "[Fair Use](#)".

Student Guide for more information on copyright -  
<http://www.copyrightkids.org/cbasicsframes.htm>

Parent Guidance for more information on copyright -  
<https://parentingdigital.com/parents-guide-copyright-fair-use/>



# Contact Information

Feel free to reach out to your child's teacher with questions.

Teacher Emails:

Mrs. Alfaro- [aalfaro@paulding.k12.ga.us](mailto:aalfaro@paulding.k12.ga.us)

Ms. Clark- [aclark@paulding.k12.ga.us](mailto:aclark@paulding.k12.ga.us)

Dr. Torchia- [storchia@paulding.k12.ga.us](mailto:storchia@paulding.k12.ga.us)

Mrs. Wilson- [llstone@paulding.k12.ga.us](mailto:llstone@paulding.k12.ga.us)

You may also contact our Instructional Lead Teacher:

Courtney Osley- [cosley@paulding.k12.ga.us](mailto:cosley@paulding.k12.ga.us)



**MAKING GOAL SETTING  
A JOINT EFFORT**

---

**BETWEEN A CHILD,**

---

**THEIR TEACHER  
& FAMILY MEANS  
INCREASED CONSISTENCY &**

---

**A GREATER CHANCE THE GOAL WILL  
BE REALIZED.  
SO LET'S DO IT!**